

## Implant Bespoke Report for:

DePuy

### Corail Collared / C-Stem AMT revision rate by age group

Comprising PRIMARY hips implanted up to: 06 October 2019

NJR Database extract: 05 December 2019

Produced on: 31 December 2019

Licenced for use until: 31 December 2021

## Contents

Age < 55	2
Age 55 - 64	3
Age 65 - 74	4
Age 75+	5

This report has been produced by the National Joint Registry of England, Wales and Northern Ireland (NJR). It summarises revision rate of the Corail Collared and C-Stem AMT with Pinnacle and Marathon cups, by age group, based on data collected by the NJR up to the specified date

All hips in this report metal-on-metal and ceramic-on-metal articulations

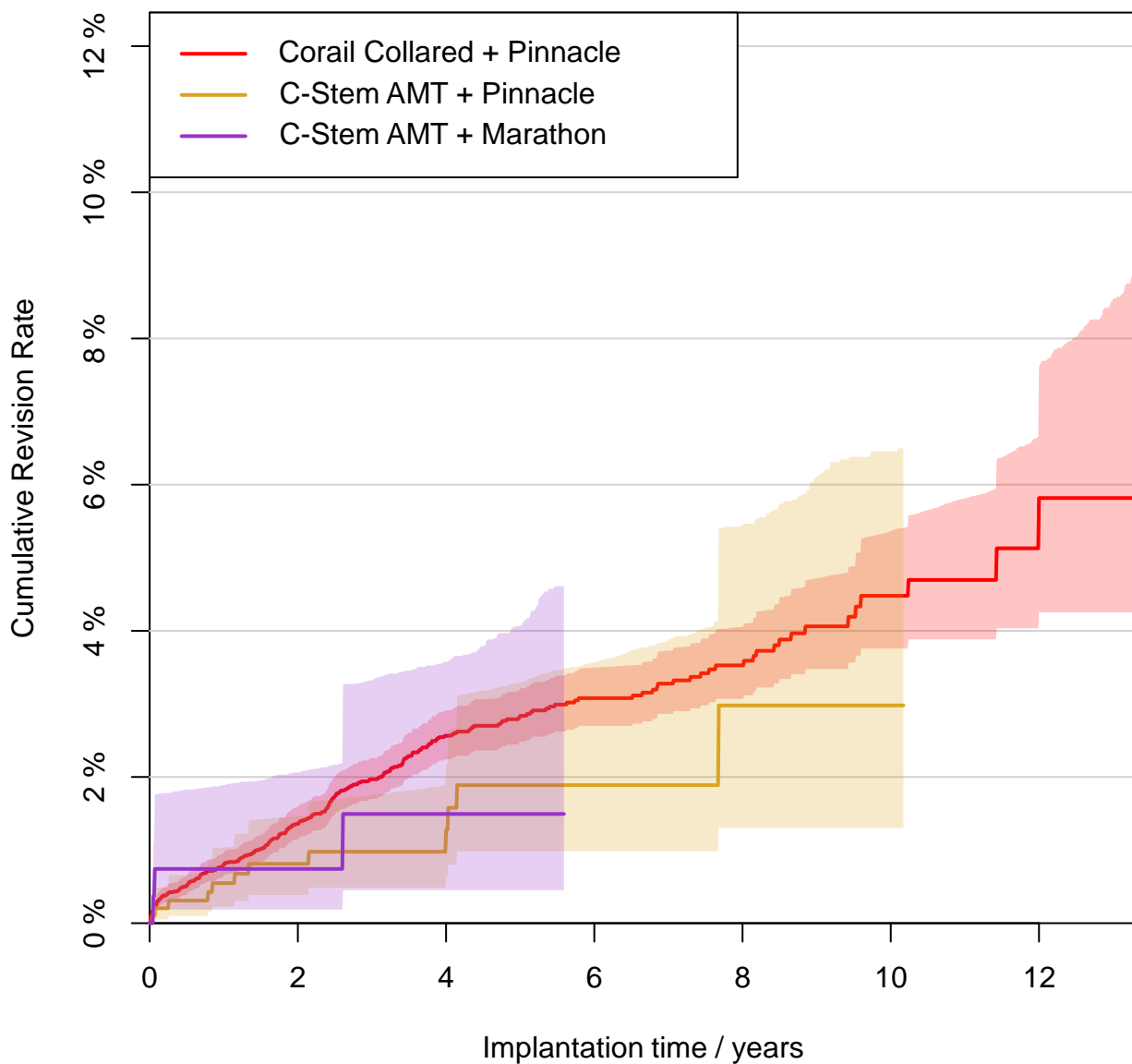
This report is subject to the National Joint Registry Supplier Feedback Terms and Conditions Use. In particular, this analysis must not be released to any third party, unless directly employed by the Supplier, without written permission of the the Healthcare Quality Improvement Partnership, with the exception of submissions to approved regulatory bodies

Revision and Survivorship

Cumulative Revision Rate

Endpoint: All reasons for revision.

Age <55



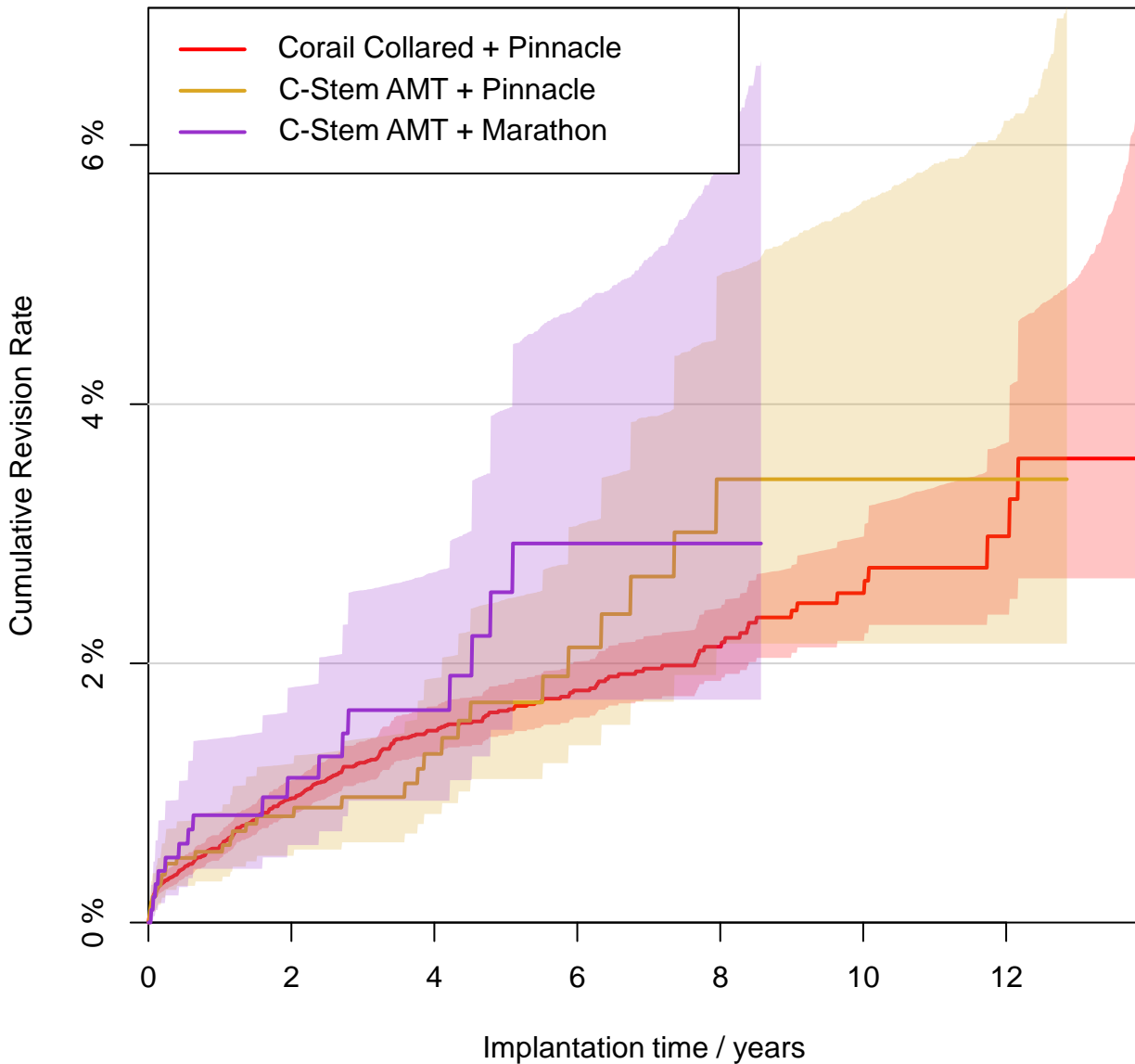
All curves exclude metal on metal and ceramic on metal articulations

Revision and Survivorship

Cumulative Revision Rate

Endpoint: All reasons for revision.

Age 55 - 64

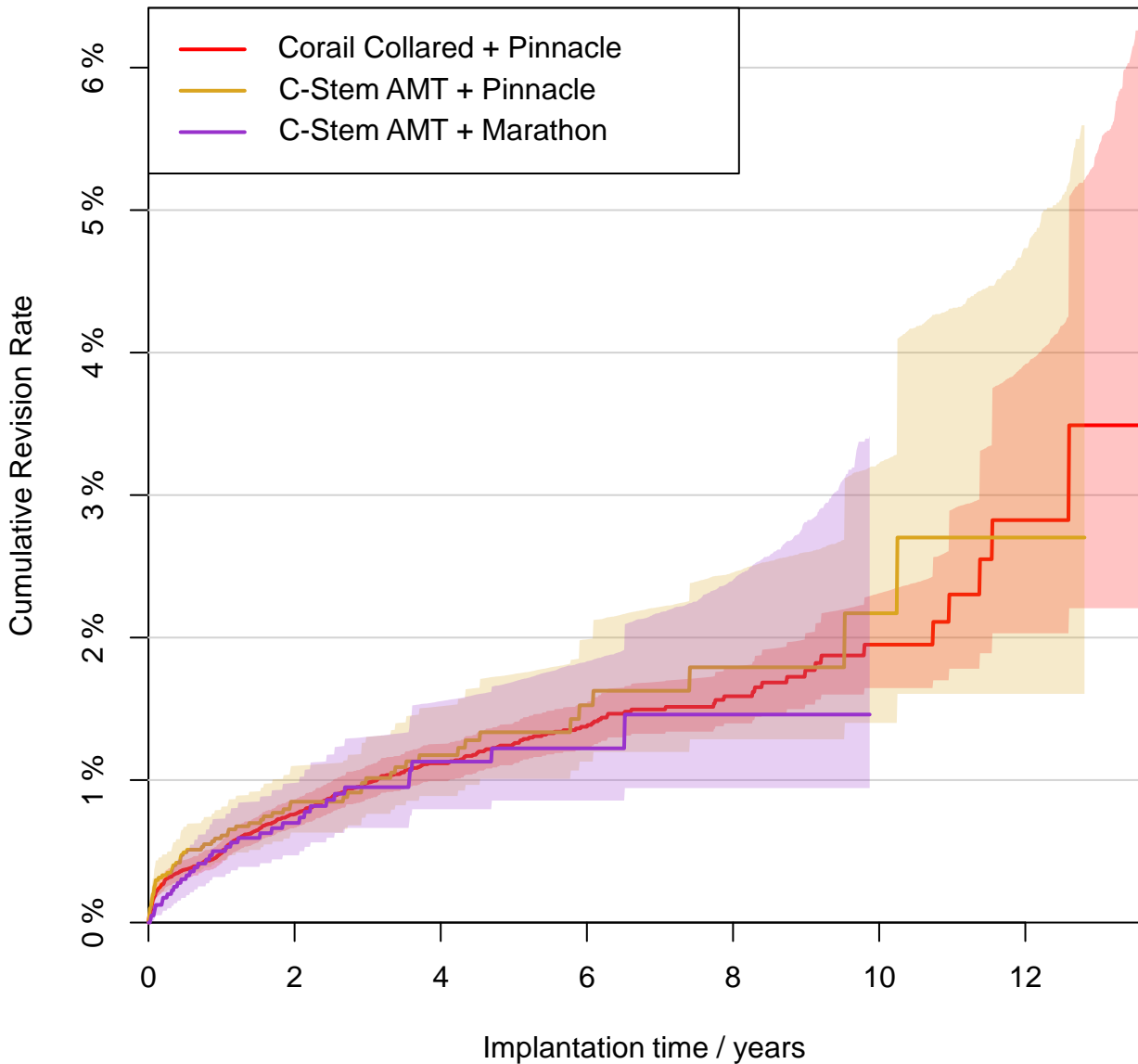


All curves exclude metal on metal and ceramic on metal articulations

Cumulative Revision Rate

Endpoint: All reasons for revision.

Age 65 - 74



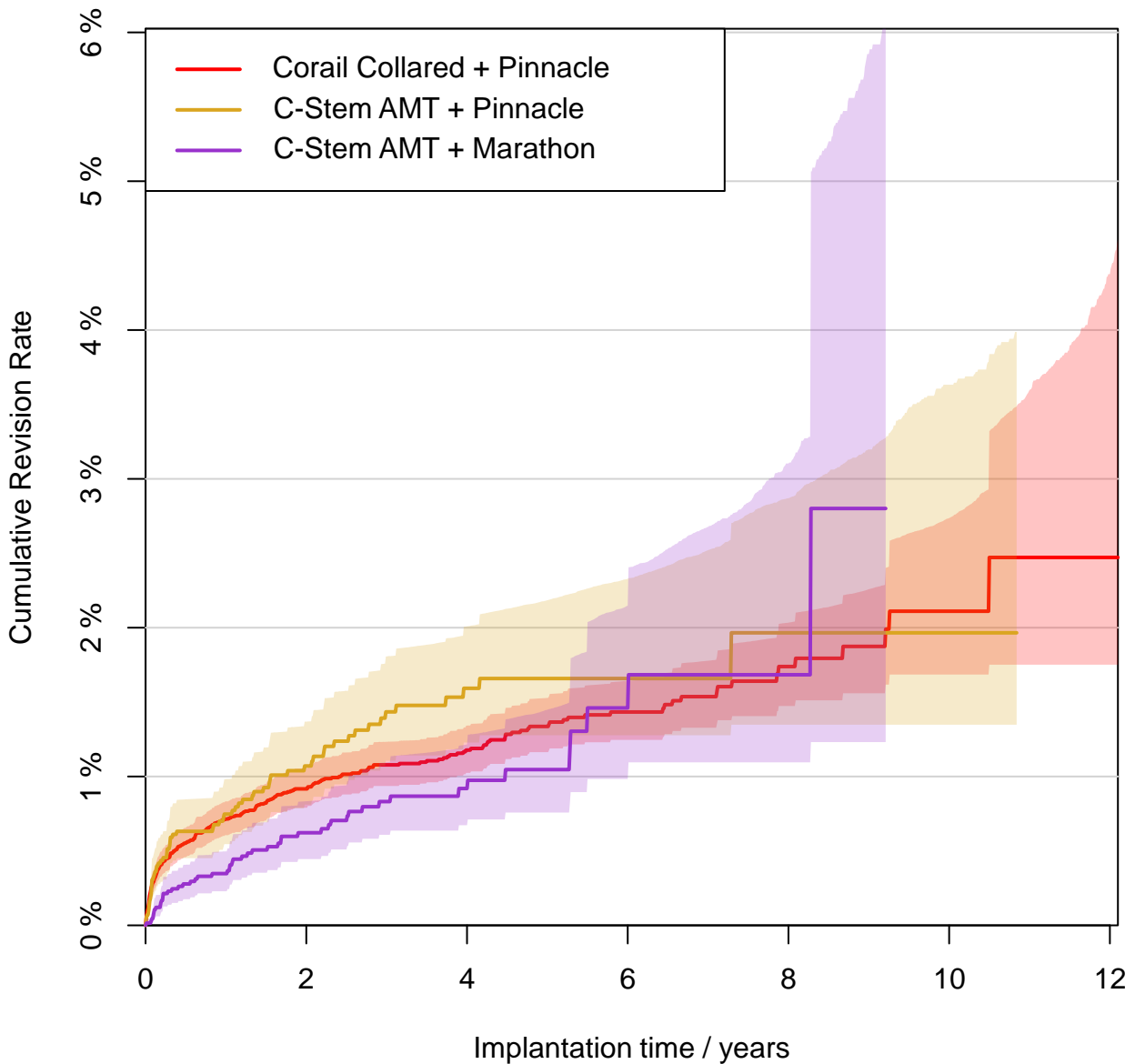
All curves exclude metal on metal and ceramic on metal articulations

Revision and Survivorship

Cumulative Revision Rate

Endpoint: All reasons for revision.

Age 75+



All curves exclude metal on metal and ceramic on metal articulations

## Disclaimer

### Disclaimer

The National Joint Registry (NJR) produces this report through its contractor, Northgate Public Services (UK) Limited (NPS) using data collected, collated and provided by third parties. As a result, neither NJR or NPS takes any responsibility for the accuracy, currency, reliability and correctness of any data used or referred to in this report, and disclaims all warranties in relation to such data, in each case to the maximum extent permitted by legislation.

To the maximum extent permitted by law, neither the NJR or NPS shall have any liability (including but not limited to liability by reason of negligence) for any loss, damage, cost or expense incurred or arising by reason of any person using or relying on the data within this report and whether caused by reason of any error, omission or misrepresentation in the report or otherwise. This report is not to be taken as advice. Third parties using or relying on the data in this report do so at their own risk and will be responsible for making their own assessment and should verify all relevant representations, statements and information with their own professional advisers.